


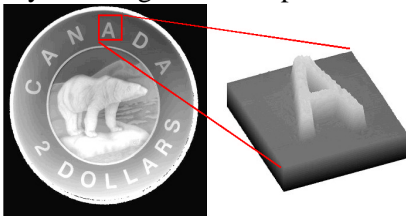
μCam-3D fiber profilometer - based on low coherence interferometry



μCam-3D detector



x-y scanning table with probe



3D mapping of a 2 dollars coin

Profilometer μCam-3D is used for:

- Dimensional and thickness measurements
- Surface inspection and roughness measurements
- NDT Non-destructive testing
- Small hole inspection
- Etching, deposition and coatings inspection


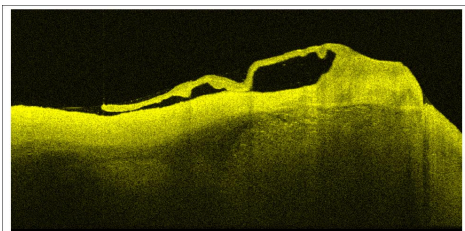
Targeted industries and applications:

- Semiconductor and electronics industry
- Aerospace industry and Automotive industry
- Inspection of optical components, Casting applications
- Forensic applications: bullet shape, cartridge and gun barrel inspection
- Glass industry and plastic industry - thickness measurements
- Fuel cell inspection

Key Benefits

- High resolution better than 150nm (1/6μm or 0.007mil)
- 1000 measurements/sec for 8mm range
- Small fiber based probe
- Operates in inhospitable environment
- Insensitive to the environment lighting - uses IR light 1310nm
- Possible large standoff distance from the probe
- Measurements possible far from detector enclosure
- Advantage over triangulation sensors (does not need the angle between sensor and light projection)

Optical Coherence Tomography detector



Cross-section images of the rabbit heart valve and human tooth acquired with Novacam's OCT detector

dOCTor-8 Optical coherence tomography detector can be used for research in: Ophthalmology, Dermatology, Oncology, Dental and periodontal applications, Guided surgery, Small animal imaging, Tissue engineering and in bioreactors, Visualizing artificially grown tissues (skin, cornea), and artificial vascular grafts, Pharmaceutical research and molecular imaging.

Novacam Technologies is a manufacturer of Optical Coherence Tomography detectors used in biophotonics applications and fiber-based profilometers. Novacam also provides system integration, consulting, and contract R&D for industrial and medical imaging.